




ANGLE PLATE INSERTED ANGLE PLATE



INSERTED 3-STEP ANGLE PLATE




STRAIGHT EDGE



PARALLELS



V BLOCKS



RISER BLOCKS



STEP BLOCKS



TRI-SQUARE



CUSTOM INSERTED TRI-ANGLE




CUSTOM CASE & CUSTOM TRI-SQUARE



PELICAN CASE



MASTER SQUARE




CUSTOM MASTER SQUARE

BLACK GRANITE ACCESSORIES – STANDARD SIZES
 CERTIFICATE OF ACCURACY INCLUDED WITH EACH GRANITE PRODUCT



CUSTOM SIZES AVAILABLE		AVAILABLE UPON REQUEST							Accuracy	Grade AA	Grade A	Grade B
* STANDARD	SIZES	90°	MATCHED PAIRS	INDIVIDUAL	LIGHTENING HOLES	THREADED INSERTS	CUSTOM CASES	PELICAN CASES				
ANGLE PLATE 2-FACE: Bottom and adjacent square faces finished flat and square to each other. 4-FACE: Same as 2-face, with adjacent sides finished flat, square and parallel.	4" x 4" x 4"	X*		X*					Per 6"	±.000025	±.000050	±.0001
	4.5" x 6" x 6"											
	6" x 6" x 6"											
ANGLE PLATE 3-STEP STYLE 2-FACE: Bottom and adjacent square faces finished flat and square to each other. 4-FACE: Same as 2-face, with adjacent sides finished flat, square and parallel.	6" x 9" x 12"	X*		X*					Per 6"	±.000025	±.000050	±.0001
INSERTED ANGLE PLATE Same as our regular angle plate with attachment provisions for a magnetic chuck and tie down inserts.	4" x 4" x 4"	X*		X*		X*			Per 6"	±.000025	±.000050	NA
	6" x 6" x 6"											
INSERTED ANGLE PLATE 3-STEP STYLE Same as our regular angle plate with attachment provisions for a magnetic chuck and tie down inserts.	6" x 9" x 12"	X*		X*		X*			Per 6"	±.000025	±.000050	NA
	9" x 9" x 9"											
	12" x 12" x 12"											
RISER BLOCK (Box Parallels) Six sides finished Square & Parallel.	3" x 6" x 4"	X*	X	X*	x	x			Per 6"	±.000025	±.000050	NA
	4" x 6" x 6"											
	6" x 6" x 6"											
V-BLOCKS "V & base" have nominal 90°Vee centered with and parallel to base. "Universals" have nominal 90°Vee centered with and parallel to base with two sides and 2 ends square and parallel to each other.	2" x 2" x 2.5"	X*	X*	x		x			Per 6"	±.000050	±.0001	±.0002
	3" x 3" x 3"											
	4" x 4" x 4"											
	6" x 6" x 6"											
STRAIGHT EDGE Single long narrow face finished. Two face available upon request.	1.5" x 4" x 24"	x		X*	x	x			Per 12"	±.000025	±.000050	±.0001
	1.5" x 5" x 36"											
	2" x 6" x 48"											
PARALLELS 2-FACE: two long narrow faces finished flat and parallel. 4-FACE: all four long faces finished flat and parallel.	.75" x 1" x 6"	x	X*	x	x	x			Per 12"	±.000025	±.000050	±.0001
	1" x 2" x 12"											
	1.5" x 3" x 18"											
	1.5" x 4" x 30"											
STEP BLOCKS 1" x 2" x 3" dimension held to size. Six faces flat, square, and parallel to desired specification. Sold individually or in pairs.	1" x 2" x 3"	X*	X*	x	x	x			overall	±.000025	±.000050	±.0001
									size	±.0001	±.00015	±.0002
TRI-SQUARE One large face and two edges finished flat and square to each other. Custom sizes and thicknesses upon request.	9" x 12" x 3"	X*		X*	1X*4"	x	x		Per 6"	±.000025	±.000050	NA
	9" x 18" x 3"											
	12" x 18" x 3"											
	18" x 24" x 3"											
	24" x 24" x 3"											
	24" x 36" x 3"											
CUSTOM TRI-SQUARE One large face and 2 edges flat and square to each other.	12" x 20" x 1"	X*		X*	2X*3"		x		Per 6"	±.000025	±.000050	NA
	18" x 24" x 1.5"											
MASTER SQUARE Finished on five faces: One large face and four edges finished flat, square and parallel. Six faces finished upon request.	12" x 12" x 3"	X*		X*	4X*3"	x	x		Per 6"	±.000025	±.000050	±.0001
	14" x 14" x 3"				4X*3"							
	16" x 16" x 3"				5X*3"							
	18" x 18" x 3"				5X*3"							
	24" x 24" x 4"				5X*4"							
INSERTS STANDARD SIZE STAINLESS STEEL	Doc 6805											

COMPARATOR STAND Surface plate base includes column & clamp with fine adjustment. * STANDARD	SIZES	10" POST	12" POST & LONGER	CLAMP FOR LUG BACK INDICATOR		10" SPECIAL POST	12" SPECIAL POST & LONGER POST	SPECIAL CLAMP FOR DROP INDICATOR STEM MOUNT		Grade AA	Grade A	Grade B
										±.000025	±.000050	±.0001
STANDARD Size: 1" dia. x 10" high column. Approx. 2 1/2" throat clearance measured from column to center line of indicator stem. Accepts all AGD indicators. Optional column lengths available.	6" x 6" x 2"	X*	NA	X*						±.000025	±.000050	±.0001
	8" x 12" x 2"		NA									
	9" x 12" x 3"		X									
	12" x 18" x 2"		X									
	18" x 24" x 3"		X									
SPECIAL INDICATOR POST Size: 1.365" dia. x 10" high column. Approx 4.75" throat clearance measured from column to center line of indicator stem. Optional column lengths available.	6" x 6" x 2"					NA				±.000025	±.000050	±.0001
	8" x 12" x 2"					NA						
	9" x 12" x 3"					X*	X	X*				
	12" x 18" x 2"					X*	X	X*				
	18" x 24" x 3"					X*	X	X*				



STANDARD CLAMP FOR LUG BACK INDICATOR



SPECIAL CLAMP FOR DROP INDICATOR STEM MOUNT



COMPARATOR STAND STANDARD HOLE LOCATION



COMPARATOR STAND OPTIONAL HOLE LOCATION